

Project Linus

Tarrant/Parker Counties, TX Chapter

Newsletter

August through December 2008

"It is amazing how much you can accomplish when it doesn't matter who gets the credit."

Unknown

WOW!!! What a busy year we had in 2008!!!

Just take a look at all we have been able to deliver throughout Parker and Tarrant Counties to benefit those children in trauma or crisis. A whopping total of 3518 new handmade security blankets were distributed to those children who needed it the most. Judy and I cannot thank our blanketeers enough for all the good that they do!

Distribution for 2008:

- 175 Aids Outreach Clinic
- 10 All Saints
- 15 Battered Womens Foundation
- 102 Boys & Girls Club
- 185 Catholic Charity
- 10 Childrens Avocacy
- 500 Cook Childrens
- 174 Child Protective Services
- 86 DFW USO
- 310 Harris Hosp
- 10 Hood Co Fire Dept
- 54 Individuals
- 1017 John Petersmith Hosp
- 20 Mission Granbury
- 20 North Hills Funeral Home
- 15 Parker Co Sheriff
- 280 JPS Poly Clinic
- 465 San Angelo CPS
- 40 JPS Watauga Clinic
- 30 Warm Place Counseling

Chapter Blanket Status

- Blankets Donated since 1998: **19,158**
- Total delivered in 4th Qtr 2008: **782**
- Total Blankets donated in 2008: **3,518**

Make-a-Blanket Days

- ✓ **1st Monday EVERY MONTH!!!**
FIRST MONDAY QUILT CLUB
Bethany Christian Church
1500 Meadow Park Drive
Ft. Worth, Texas 76108
9:00 AM – 12:00 PM
Virginia Beila – (817) 244-1263
- ✓ **Every Other Monday Night!!!**
Bridgewood Church of Christ
6516 Brentwood Stair Road
Ft. Worth, Texas 76112
6:30 PM -- 8:30 PM
Contact: Marsha Milligan
- ✓ **2nd Wednesday EVERY MONTH!!!**
Lake Granbury Medical Center Pavilion
1320 Paluxy Road (Hwy 51 off Hwy 144)
Granbury, Texas 76048
9:00 AM – 3:00 PM
Contact: Debbie Umphress
(817) 243-5712
- ✓ **2nd Thursday EVERY MONTH!!!**
Southcliff Baptist Church
4100 SW Loop 820
Ft. Worth, Texas 76109
9:00 AM – 3:00 PM
Contact: Judy Bell, Coordinator
- ✓ **4th Thursday EVERY MONTH!!!**
The Burlson Baby Quilters
Southcliff Baptist Church
4100 SW Loop 820
Ft. Worth, Texas 76109
9:00 AM – 3:00 PM
Contact: Janet Souter 817-293-0193
- ✓ **4th Saturday EVERY MONTH!!!**
Handley United Methodist Church
2929 Forest Avenue
Ft. Worth, Texas
9:30 AM – 3:00 PM
Contact: Judy Bell, Coordinator

Announcement

It is a sad day for me, but I must inform all my contacts for our chapter of Project Linus that I must step down as Chapter Coordinator. It has been a hard decision to make, but family must take priority at this time.


I am hoping to find someone who will take over the task prior to June of this year. We have a very strong chapter with a lot of support. Our deliveries to children in need have continued to grow every year. And, donations of fabric and supplies have enabled us to make more blankets at less cost.

So, if anyone is at all interested in stepping up to the task, please contact me for further info. It would simply be a transition at the national level and not require the whole 'vetting' process for a new chapter.

I will continue as the coordinator, until we find someone or until June of this year arrives. At that time, the tougher decision will have to be made to close the chapter. IF we must close the chapter, all supplies that I have on hand, will have to be sold or shipped out to other chapters and the money in our chapter account will revert to the national office.

We currently have two beautiful hand pieced and hand quilted king size quilts to be raffled, and are planning a silent auction. However that will probably be cancelled.

Please consider and search your heart if you think you might be interested, contact me. You may go to the national website and check out the information there about being a coordinator.



For the children,

Judy Bell, Coordinator
Tarrant Parker Counties Chapter

John Peter Smith Hospital




How can **YOU** help?

- Make a blanket and donate it to your local Project Linus Chapter.
- Make a quilt top (see you don't even have to make the "whole thing") and donate it to your local Project Linus Chapter.
- Come to one of our scheduled MABD (make a blanket day) events. If you don't sew, you can cut fabric or learn to "tie" a quilt.
- Organize a group of friends to make blankets for your local Project Linus Chapter.
- Contact your local Project Linus Chapter Coordinator and VOLUNTEER to help pick up or deliver donated blankets.
- Donate materials for making blankets
- Donate coupons to save money on materials purchases or donate gift cards to fabric/yarn shops
- Take a look at our "wish list" and see if you can help us out there
- As always, money is always appreciated. Make your check out to Project Linus!

PLEASE DO NOT...

...decorate your beautiful handmade quilts with buttons, bows or wiggly eyes, etc., that could come off and be swallowed by a child. Also, please double check your finished quilt to make sure there are no pins left in the fabric anywhere.

***Our children thank you
SO MUCH for thinking of them!***



Chapter Goals:

- To provide a handmade blanket to any child in need, letting them know that someone cares.
- To continue to support those agencies, hospitals, clinics, churches and schools who help us to distribute Project Linus Blankets to the children throughout Tarrant and Parker Counties.
- To continue to support our sister chapters throughout the country when crisis arises and we are needed.
- To continue.....

.....for the children

A Project Linus Blanket is a NEW, HANDMADE, WASHABLE blanket.

Blankets should be of excellent condition and good quality. Special care should be taken to ensure that blankets are free of smoky smells or any chemicals, which could cause problems for a child. Also care should be taken not to leave any pins in the blankets (left over from assembly).

Blanket types:

- Quilts & Tied Comforters
- Afghans – crocheted or knitted
- Receiving Blankets
- Fleece Blankets
- **Children come in ALL sizes!**
- **Baby Blankets – 36” x 36” or 36” x 42”**
- **Toddler through Teen – 40” x 60”**

After our Chapter receives a blanket a Project Linus label is attached to one corner. This label is our “hallmark” and differentiates us from other groups.



Remember we are needing red, white & blue for the Snowball Express which will be here in 2009!

Thursday, December 04, 2008

Yesterday afternoon, I had the opportunity to speak to the Liberty Elementary PTO in Azle. Our Project Linus chapter was invited to come talk to the PTO by Joanie Bettis who is a counselor at that school. The PTO didn't waste their time deciding this was a good thing, and paid up for the materials. Altogether, the 2nd & 3rd graders made 55 fringed fleece blankets for Project Linus. Another class made an additional 4 fringed blankets bringing the total to 59! Mrs. Bettis said that what impressed her the most was the children’s attitudes. Every one seemed to understand what the gift of that blanket may mean to a child in stress.....Lorrie Crawford

Blanket Drop Off Contacts

Arlington

Arlington Sewing Machine
Tracy Daily (817) 460-4992

Ft Worth

Jo Ann’s Fabrics
Located behind Ridgmar Mall
Cabbage Rose Quilt & Yarn Shop

3526 W Vickery Blvd
(817) 377- 3993

Berry Patch Fabrics
4913 S. Hulen
(817) 346-6400

Annameike & Dru Ann Yarns Ewenique
4111 Camp Bowie Blvd
(817) 732-3099

Jenning Street Yarns

217 S. Jennings Ave.
(817) 878-2740

Azle or Springtown

Lorrie Crawford (817) 444-1431

Northeast Tarrant County

Helen Carr (817) 741-5460
Opaj
5615 Colleyville Blvd. Ste 440
Colleyville, (817) 581-1717

Mid-Cities

Richland Sewing Center
850 W Pipeline Rd, Hurst
(817) 590-4447

Weatherford

Judy Bell (817) 596-8420

Mission Statement

First, it is our mission to provide love, a sense of security, warmth and comfort to children who are seriously ill, traumatized, or otherwise in need through the gifts of new, handmade blankets and afghans, lovingly created by volunteer "blanketeers."

Second, it is our mission to provide a rewarding and fun service opportunity for interested individuals and groups in local communities, for the benefit of children.



We "Pot Luck" our lunches at the MABD, and have found that many of us are pretty good cooks! So we took a vote and decided to include a recipe in our newsletter! Enjoy!

Quick Chicken Parmesan

Book: Susie's Favorites Chapter: CASSEROLES
Campbells Kitchen – 2008 Serves: 4

4 boneless skinless chicken breast halves
2 cups spaghetti sauce
1/2 cup shredded mozzarella cheese
2 tablespoons grated Parmesan cheese
4 cups hot, cook spaghetti

Place chicken in 2 quart shallow baking dish. Top with pasta sauce. Sprinkle with mozzarella cheese and parmesan cheese. Bake at 400 for 25 min or until done. Serve with Spaghetti.

NOTE: I cut the chicken into bite sizes pieces. Then I put a layer of spaghetti in a 13 x 9 x 2 pan, next I put a layer of chicken bites, sprinkled some of each of the cheeses and a layer of sauce. I repeated the layers ending with the cheese on top. I covered the pan with foil and put in the oven for about 20 minutes. This was very easy and fast. By doing this you will need about a cup or so more of the spaghetti sauce. This also freezes well.

(Our friend Susie Kasper from Handley Methodist Church swears by this recipe! Thanks, Susie.)



I am a nurse in the neonatal ICU at Harris Methodist in downtown Ft. Worth. I just wanted to say a huge thank you for all of the quilts that you provide for us. They make such a difference to the families of our little sick babies. I can't adequately describe the joy I see on parents' faces when they walk in and see that beautiful quilt at their baby's bedside. You are touching people in a way that you would have to see firsthand to understand.

I am actually sitting here in tears because I am so moved that others consider our babies worthy of such a gift. Taking care of these little ones is my passion, and it's a blessing to know that there are others like you who join with me in my calling.

Thank you again.

Karen Moore, RN
Jan 10, 2009



BIG THANK YOU TO THE KIDS!!

Ann Pratt sent us this great photo of the kids from Troop 4002 who made so many lovely fleece blankets for us last November (2008).



SPEAKING OF FLEECE BLANKETS!

Speaking of fleece blankets, now we need to include a little instruction. All the chapters of Project Linus have from time to time run into a little problem with some of the fleece blankets that have been so generously donated.

Sometimes we receive fleece blankets that ended up to be very skinny...some we could cut and make into 2 blankets, some we ended up throwing away, which just kills us as we know how much thought and love is put into each and every blanket donated.



So – headquarters came up with some instructions! YEAH!! Always helps to have guidelines, you know. Here they are and I hope this helps everyone as they prepare to make fleece into a symbol of hope, security and love for a child:

- Single layer fleece only, as this is the most requested and can be used by the recipient all year long.
- Use no smaller than 1 1/3 yards of fleece per blanket. The only exception to this is baby blankets, which should be appropriately themed and can be approximately 30x30 in size. We have received several 36x60 blankets and they are really too skinny and long to be passed on to a child. If the fabric is appropriate the CL gang trims off the edging and makes baby blankets out of them. This is not a good use of your time or theirs.
- Remove selvage edges from the blanket prior to cutting for the ties. The selvage is the top and bottom side of the fabric. It usually curls a little and typically is a different color than the rest of the blanket. If you're still not sure what the selvage is trim 1 inch from all sides of the fabric and you will have trimmed off the selvage.

Fleece blankets can be embellished in many different ways. A list of the most popular follows:


1. Cut fringe and tie
2. Cut fringe and do not tie
3. Use Skip-Stitch Blade and crochet around the edges. The Skip-Stitch Blade can be found at www.projectlinus.org. We use the one marked "original".
4. Sew a 2 inch piece of fleece to the outside edges of blanket before cutting fringe.

FROM NOVEMBER 13th:



Our Tarrant/Parker Counties Chapter of Project Linus was invited to participate in a SEW-IN benefiting Cook Children's Hospital in Ft.Worth. There were several other charitable organizations also invited to take part in this extravaganza located in their lovely Atrium. Over 50 blankets were donated at the end of the event. Everything went very well and we are hoping that this will be an annual event with Cook! After all, it is all for the children!





[The Blanket Beacon Team
<newsletter@projectlinus.org>](mailto:newsletter@projectlinus.org)

Here is a link to the Project Linus National Newsletter. It is available to all on line. Enjoy!

Judy Bell, Chapter Coordinator

More E-mail for the Chapter



I am a L&D nurse at Baylor All Saints Andrew's Woman's Hospital, in charge of improving our current program for caring for families who's babies have died during pregnancy or shortly after birth. I thank you because I know how beautiful & precious your blankets are from the hospital I came from in Longview, TX. I was telling my co-workers about your group and was hoping to locate a local group to help out with our new Andrew's Woman's Hospital. We have doubled our number of deliveries, and therefore have also doubled the number of babies who are miscarried, stillborn, or die at birth. We currently have absolutely no blankets except the hospital thin cotton ones. We are in desperate need of some pastel blankets of all sizes and that are keepsake quality and especially hand made for these precious babies. We want to provide these parents with as many mementos as possible during this tragic time.

Thank you & God bless you for all you do,

Amy Steele, RN

Sep 5, 2008

Thanks so much for all of the calls, cards, gifts, love, and prayers during our grandson's illness. Thanks also to the Linus Project for the "doggie cover." Kasen takes it with him each week when he goes to the hospital. He is responding well to his chemotherapy for leukemia, but it will be a trying time for him and his family over the next three years of treatment. Your support means more than you can know!

Pat and Tricia McMahan June 16, 2008

~~~~~  
**We have seen first hand the essence of your work. It is in the smiles and comfort of the children you have reached that your mission statement has been upheld.**

We commend and thank you for every tiny heart you have touched and the blessings that follow in abundance.

Shore Memorial Emergency Department  
~~~~~

Too often we underestimate the power of a touch.



A smile, a kind word, a listening ear, an honest compliment, or the smallest act of caring, all of which have the potential to turn a life around. People come into our lives for a reason, a season, or a lifetime. Embrace all equally!

Project Linus

Tarrant/Parker Counties Chapter



Judy Bell, Chapter Coordinator

151 Peach Dr Weatherford, TX 76087

plinusftw@earthlink.net 817-596-8420

www.tarrantparkercountyprojectlinus.co